



BASE FINISHES INCLUDIN IN BOP PRICING ARE MARKED AS "BASE"

SEE YOUR DEALER FOR UPGRADED FINISH PRICING

# Choose Your OneZone Booth



ONEZ-L  
**Left Door  
Handle**



ONEZ-R  
**Right Door  
Handle**



# Power and Data



COV  
**Cove**



COV  
**Cove**

## Features

Designer

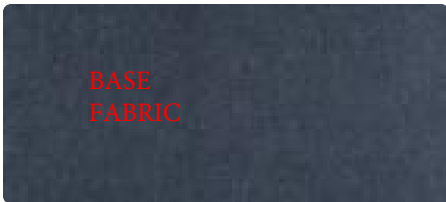


## Make It Your Own

With OneZone Booth, you can mix and match the options to your heart's content. Explore our wide selection of standard and special features to create a OneZone Booth that complements the look, feel and function of your setting.

## Acoustic Panels

Our 12mm thick interior acoustic panels are made of 100% PET fiber, 50% of which is recycled. Choose from 8 standard colors, and 6 additional colors are available at an extended lead time.




**Bold Gray**  
Standard Color



**Brick Red**  
Extended Lead Time



**Charcoal Gray**  
Standard Color




**Classic White**  
Standard Color



**Desert Sand**  
Standard Color




**Elephant Gray**  
Standard Color



**Grape Vine**

Extended Lead Time



**Moss Green**

Standard Color




**Polar Ice**

Extended Lead Time




**Pure Black**

Standard Color



**Royal Blue**

Extended Lead Time



**Silver Gray**

Standard Color



**Sunny Days**

Extended Lead Time



**Tree Bark**

Extended Lead Time


---

## Carpet

OneZone is available with three standard carpet colors: Flax, Iron and Laurel



**Flax**



**Iron**



**Laurel**

# Laminates

Select from our 15 standard laminates or choose from any standard Wilsonart, Nevamar, Formica, Arborite and Pionite laminates at no upcharge.

**BASE LAMINATE**

**Wilsonart Antique White 1572-60**  
Best Match RAL 9001 Edge

**Wilsonart Asian Night 7949K-18**  
Best Match Asian Night Edge

**Wilsonart Black 1595-60**  
Best Match Black Edge

**Wilsonart Cafelle 7933K-07**  
Best Match Chocolate Edge

**Wilsonart Carbon Mesh 4880-38**  
Best Match RAL 7015 Edge

**Wilsonart Designer White D354-60**  
Best Match RAL 9016 Edge

**Wilsonart Dove Grey D92-60**  
Best Match RAL 7035 Edge

**Wilsonart Empire Mahogany 7122K-78**  
Best Match Mahogany Edge

**Wilsonart Fusion Maple 7909-60**  
Best Match Maple Edge

**Wilsonart New Age Oak 7938-38**  
Best Match New Age Oak Edge

**Wilsonart River Cherry 7937-38**  
Best Match River Cherry Edge

**Wilsonart Shadow D96-60**  
Best Match RAL 7006 Edge

Wilsonart Studio Teak 7960K-18  
Best Match Studio Teak Edge

Wilsonart Walnut Heights 7965K-78  
Best Match Walnut Heights Edge

Wilsonart Wild Cherry 7054-60  
Best Match Wild Cherry Edge

## Spectone (Metal)

Choose from our 76 Spectone paint colors for metal frames and bases.



1002



1006



1011



1018



1019




2002




2008



3002



3005



3007



4001



4003



4006



4007



4009



5000



5005



5007



5008



5009



5011



5012



5014



5019



5020



5021



5022



5023



5024



6000



6004



6009



6011





6018



6019



6021



6027



6033



7003



7006



7012



7015



7016



7021



7022



7032



7033



7035



7036



7037



7038



7039

7042

7043



7044




7045




8002



8011




8017




8019




8025



8028



9001



9002




9016




Black



Black Textured



Deep Taupe



Deep Taupe Textured



Glimmer



Nevada



Nevada Textured



Nickel

Nickel Textured

Silver



Silver Textured

## Edge Profiles

### 2MM Bio-Based Edge

This edge has a bio-based content of 88% that is made from rapidly renewable corn. It contains no hazardous chemicals, emits no toxic VOC's and is recyclable. Our Bio-edge has the impact durability of PVC with a 2MM Square profile. Available in 38 solid colors.



#### 2MM BIO

Solid Color 2MM edge contains no PVC

#### 2MM PVC

Wood patterned 2MM edges contain pvc

## Want Even More Customization?